

Local Market Update – December 2022

A RESEARCH TOOL PROVIDED BY THE COLUMBUS REALTORS®
BASED ON RESIDENTIAL LISTING DATA ONLY



Entire MLS

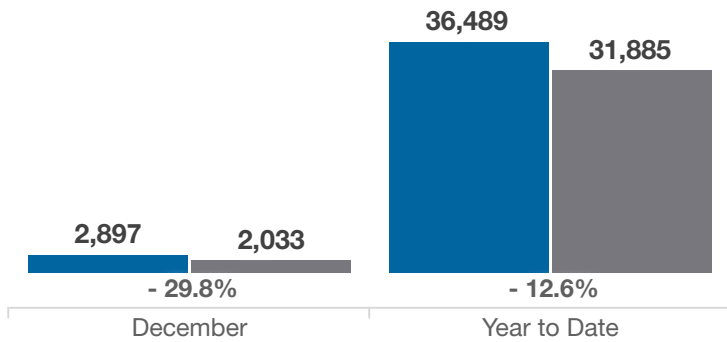
Includes all of Franklin, Delaware, Fayette, Licking, Madison, Morrow, Pickaway and Union Counties, and parts of Athens, Champaign, Clark, Clinton, Fairfield, Hocking, Knox, Logan, Marion, Muskingum, Perry and Ross Counties

Key Metrics	December			Year to Date		
	2021	2022	% Change	Thru 12-2021	Thru 12-2022	% Change
Closed Sales	2,897	2,033	- 29.8%	36,489	31,885	- 12.6%
In Contracts	2,432	1,759	- 27.7%	36,912	31,725	- 14.1%
Average Sales Price*	\$291,259	\$318,581	+ 9.4%	\$297,991	\$330,853	+ 11.0%
Median Sales Price*	\$255,000	\$275,000	+ 7.8%	\$260,000	\$290,000	+ 11.5%
Average Price Per Square Foot*	\$164.66	\$177.09	+ 7.5%	\$164.55	\$184.01	+ 11.8%
Percent of Original List Price Received*	99.4%	96.3%	- 3.1%	101.6%	100.9%	- 0.7%
Percent of Last List Price Received*	100.5%	98.7%	- 1.8%	102.2%	101.9%	- 0.3%
Days on Market Until Sale	18	29	+ 61.1%	16	18	+ 12.5%
New Listings	1,890	1,458	- 22.9%	39,957	36,348	- 9.0%
Median List Price of New Listings	\$249,900	\$265,000	+ 6.0%	\$250,000	\$284,900	+ 14.0%
Median List Price at Time of Sale	\$250,000	\$279,900	+ 12.0%	\$250,000	\$279,900	+ 12.0%
Inventory of Homes for Sale	2,121	2,878	+ 35.7%	—	—	—
Months Supply of Inventory	0.7	1.1	+ 57.1%	—	—	—

* Does not account for sale concessions and/or downpayment assistance. | Percent changes are calculated using rounded figures and can sometimes look extreme due to small sample size.

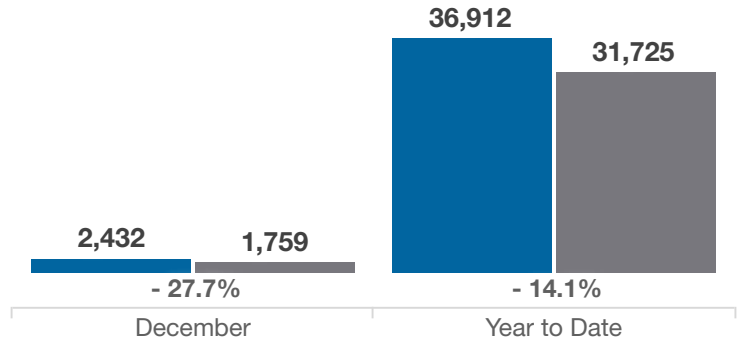
Closed Sales

■ 2021 ■ 2022



In Contracts

■ 2021 ■ 2022



Median Sales Price

Current Period

Entire MLS



Each data point represents the median sales price in a given month.

Local Market Update – December 2022

A RESEARCH TOOL PROVIDED BY THE COLUMBUS REALTORS®
BASED ON RESIDENTIAL LISTING DATA ONLY

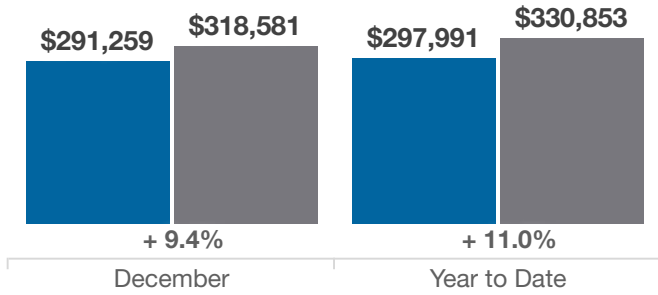


Entire MLS

Includes all of Franklin, Delaware, Fayette, Licking, Madison, Morrow, Pickaway and Union Counties, and parts of Athens, Champaign, Clark, Clinton, Fairfield, Hocking, Knox, Logan, Marion, Muskingum, Perry and Ross Counties

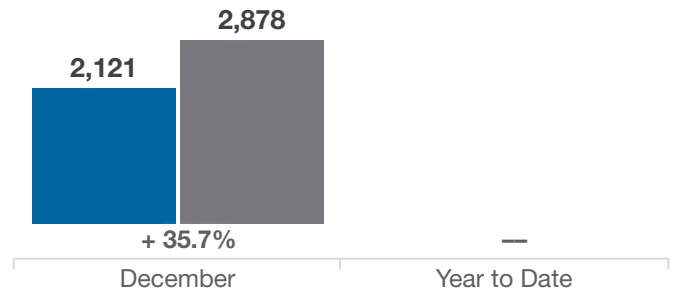
Average Sales Price

■ 2021 ■ 2022



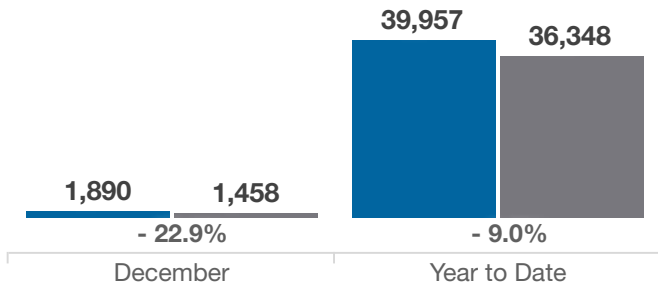
Inventory of Homes for Sale

■ 2021 ■ 2022



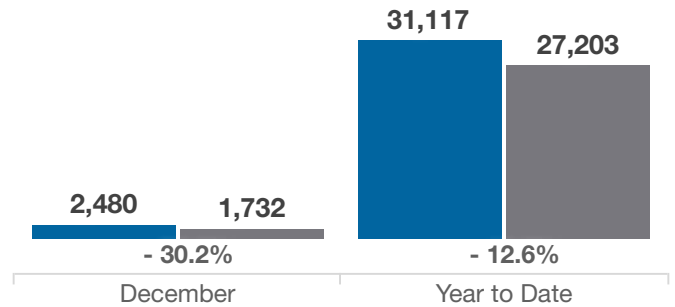
New Listings

■ 2021 ■ 2022



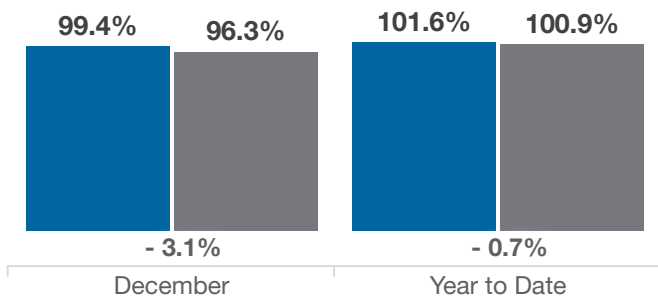
Single Family Sales

■ 2021 ■ 2022



Pct. Of Orig. List Price Received

■ 2021 ■ 2022



Condo Sales

■ 2021 ■ 2022

