

Local Market Update – December 2019

A RESEARCH TOOL PROVIDED BY THE COLUMBUS REALTORS®
BASED ON RESIDENTIAL LISTING DATA ONLY



Entire MLS

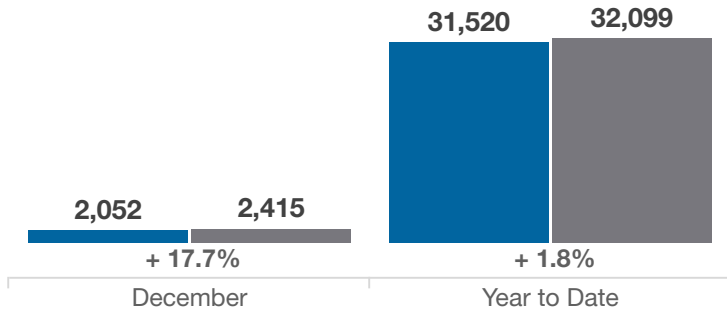
Includes all of Franklin, Delaware, Fayette, Licking, Madison, Morrow, Pickaway and Union Counties, and parts of Athens, Champaign, Clark, Clinton, Fairfield, Hocking, Knox, Logan, Marion, Muskingum, Perry and Ross Counties

Key Metrics	December			Year to Date		
	2018	2019	% Change	Thru 12-2018	Thru 12-2019	% Change
Closed Sales	2,052	2,415	+ 17.7%	31,520	32,099	+ 1.8%
In Contracts	1,917	2,034	+ 6.1%	31,769	32,660	+ 2.8%
Average Sales Price*	\$221,598	\$235,535	+ 6.3%	\$227,658	\$241,355	+ 6.0%
Median Sales Price*	\$190,000	\$200,000	+ 5.3%	\$195,000	\$209,900	+ 7.6%
Average Price Per Square Foot*	\$121.58	\$129.18	+ 6.3%	\$124.14	\$131.77	+ 6.1%
Percent of Original List Price Received*	94.9%	95.7%	+ 0.8%	97.3%	97.1%	- 0.2%
Percent of Last List Price Received*	97.5%	98.0%	+ 0.5%	98.7%	98.7%	0.0%
Days on Market Until Sale	41	37	- 9.8%	32	32	0.0%
New Listings	1,409	1,487	+ 5.5%	37,365	37,655	+ 0.8%
Median List Price of New Listings	\$174,900	\$194,950	+ 11.5%	\$199,900	\$219,000	+ 9.6%
Median List Price at Time of Sale	\$189,900	\$204,900	+ 7.9%	\$195,000	\$210,000	+ 7.7%
Inventory of Homes for Sale	4,141	3,886	- 6.2%	—	—	—
Months Supply of Inventory	1.6	1.4	- 12.5%	—	—	—

* Does not account for sale concessions and/or downpayment assistance. | Percent changes are calculated using rounded figures and can sometimes look extreme due to small sample size.

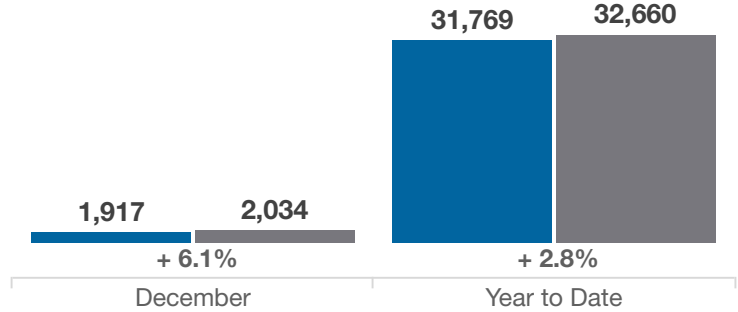
Closed Sales

■ 2018 ■ 2019



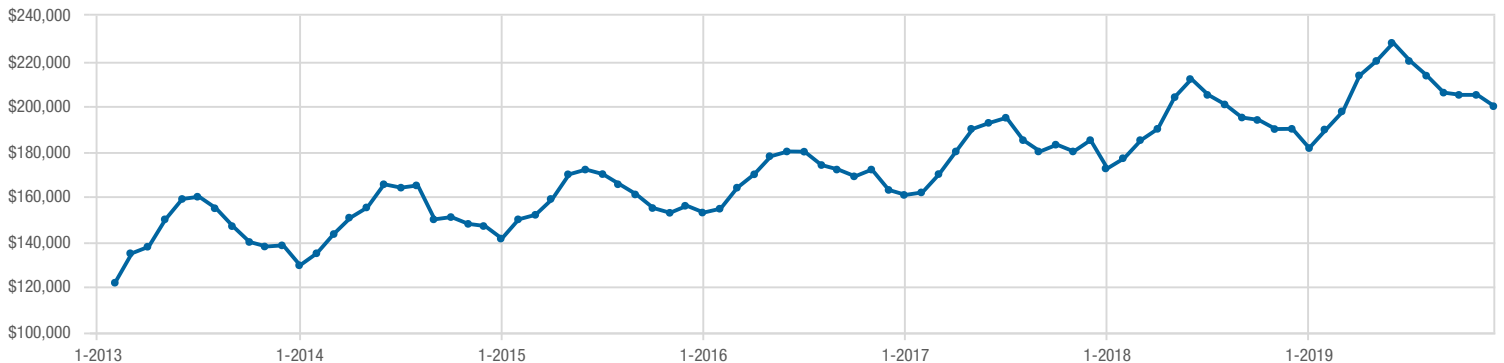
In Contracts

■ 2018 ■ 2019



Median Sales Price

Current Period



Each data point represents the median sales price in a given month.

Local Market Update – December 2019

A RESEARCH TOOL PROVIDED BY THE COLUMBUS REALTORS®
BASED ON RESIDENTIAL LISTING DATA ONLY

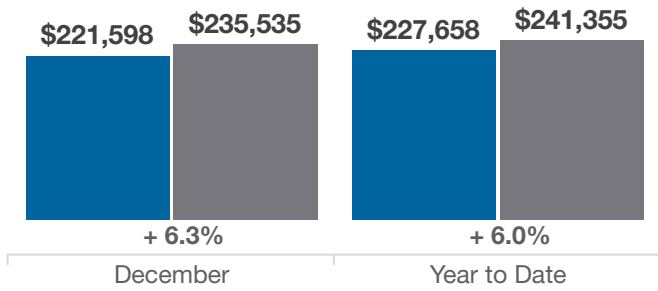


Entire MLS

Includes all of Franklin, Delaware, Fayette, Licking, Madison, Morrow, Pickaway and Union Counties, and parts of Athens, Champaign, Clark, Clinton, Fairfield, Hocking, Knox, Logan, Marion, Muskingum, Perry and Ross Counties

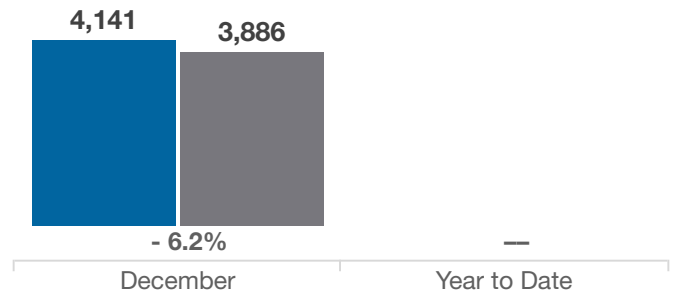
Average Sales Price

■ 2018 ■ 2019



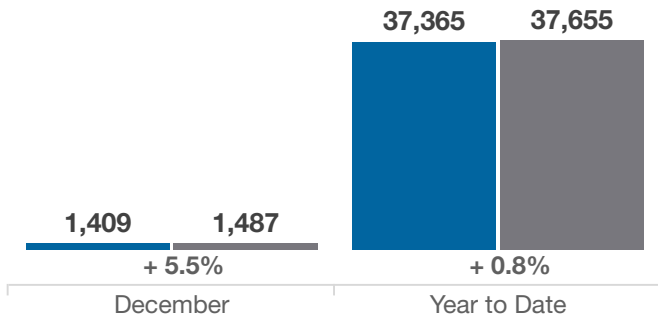
Inventory of Homes for Sale

■ 2018 ■ 2019



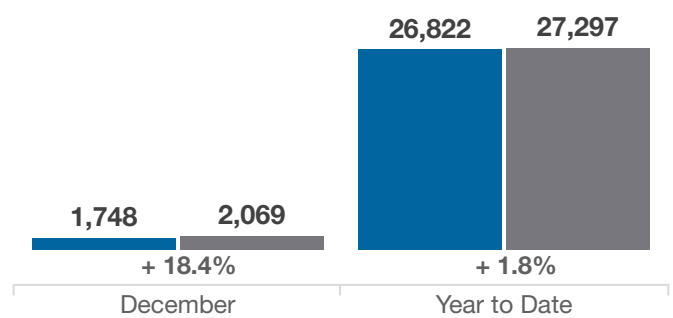
New Listings

■ 2018 ■ 2019



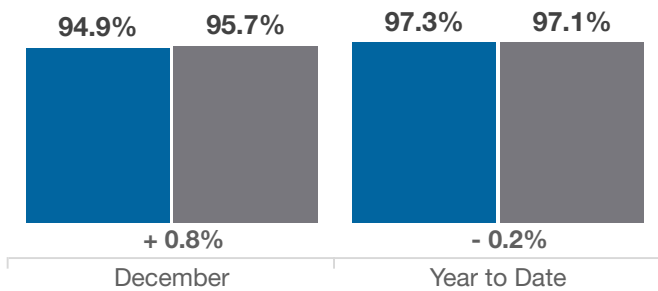
Single Family Sales

■ 2018 ■ 2019



Pct. Of Orig. List Price Received

■ 2018 ■ 2019



Condo Sales

■ 2018 ■ 2019

