

Local Market Update – May 2018

A RESEARCH TOOL PROVIDED BY THE COLUMBUS REALTORS®
BASED ON RESIDENTIAL LISTING DATA ONLY



Entire MLS

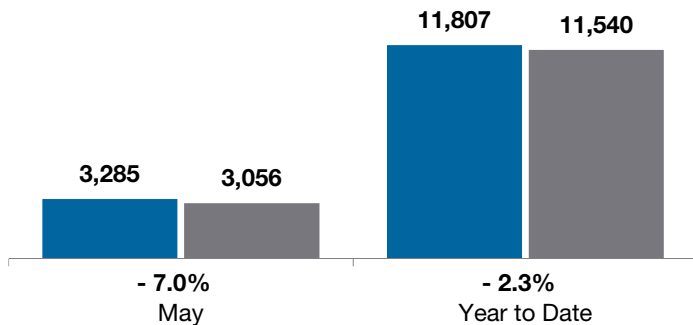
Includes all of Franklin, Delaware, Fayette, Licking, Madison, Morrow, Pickaway and Union Counties, and parts of Athens, Champagne, Clark, Clinton, Fairfield, Hocking, Knox, Logan, Marion, Muskingum, Perry and Ross Counties

	May			Year to Date		
	2017	2018	+ / -	2017	2018	+ / -
Closed Sales	3,285	3,056	- 7.0%	11,807	11,540	- 2.3%
In Contracts	--	4,018	--	--	13,965	--
Average Sales Price	\$226,566	\$235,133	+ 3.8%	\$208,928	\$221,281	+ 5.9%
Median Sales Price*	\$190,000	\$204,000	+ 7.4%	\$175,000	\$187,000	+ 6.9%
Average Price per Square Foot*	\$118.67	\$127.69	+ 7.6%	\$112.54	\$120.57	+ 7.1%
Percent of Original List Price Received*	98.4%	98.9%	+ 0.5%	97.0%	97.7%	+ 0.7%
Percent of Last List Price Received*	99.0%	99.4%	+ 0.4%	98.4%	98.8%	+ 0.4%
Days on Market Until Sale	33	27	- 18.2%	43	36	- 16.3%
New Listings	4,062	4,394	+ 8.2%	15,753	15,827	+ 0.5%
Median List Price of New Listings	\$195,000	\$224,900	+ 15.3%	\$189,900	\$205,000	+ 8.0%
Median List Price at Time of Sale	\$189,900	\$200,000	+ 5.3%	\$176,000	\$189,000	+ 7.4%
Inventory of Homes for Sale	--	4,471	--	--	--	--
Months Supply of Inventory	--	1.6	--	--	--	--

* Does not account for seller concessions.

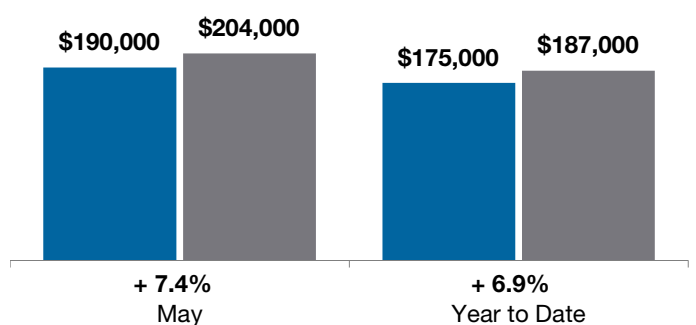
Closed Sales

■ 2017 ■ 2018



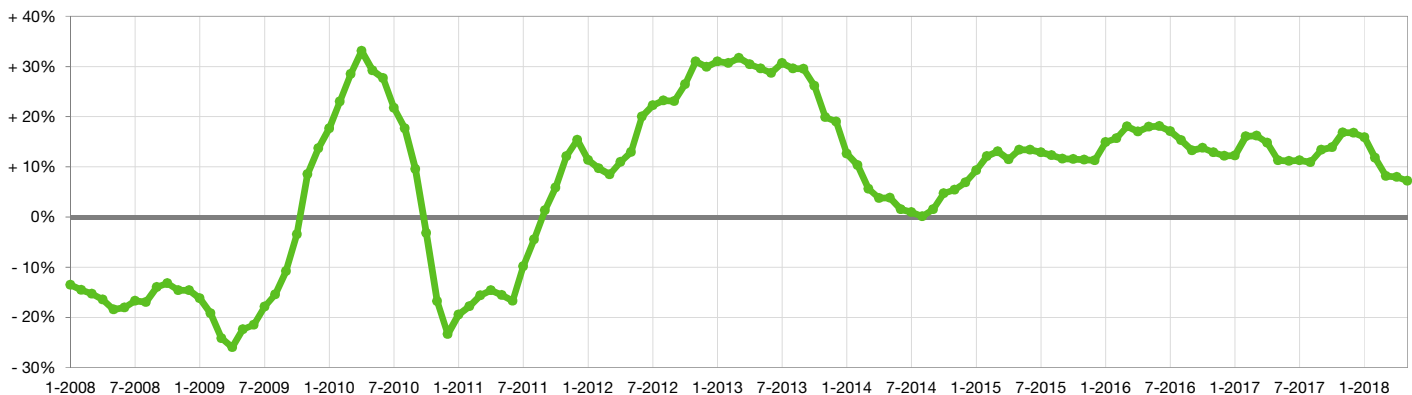
Median Sales Price

■ 2017 ■ 2018



Change in Median Sales Price from Prior Year (6-Month Average)**

Entire MLS



** Each dot represents the change in median sales price from the prior year using a 6-month weighted average. This means that each of the 6 months used in a dot are proportioned according to their share of sales during that period.

Local Market Update – May 2018

A RESEARCH TOOL PROVIDED BY THE COLUMBUS REALTORS®
BASED ON RESIDENTIAL LISTING DATA ONLY

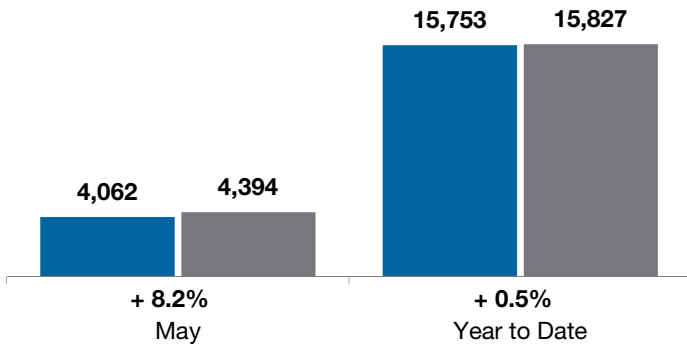


Entire MLS

Includes all of Franklin, Delaware, Fayette, Licking, Madison, Morrow, Pickaway and Union Counties, and parts of Athens, Champagne, Clark, Clinton, Fairfield, Hocking, Knox, Logan, Marion, Muskingum, Perry and Ross Counties

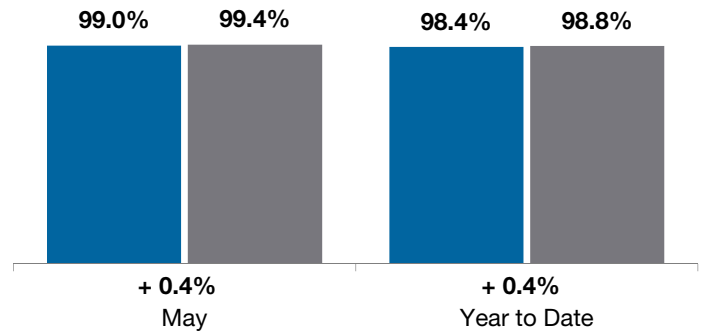
New Listings

■ 2017 ■ 2018



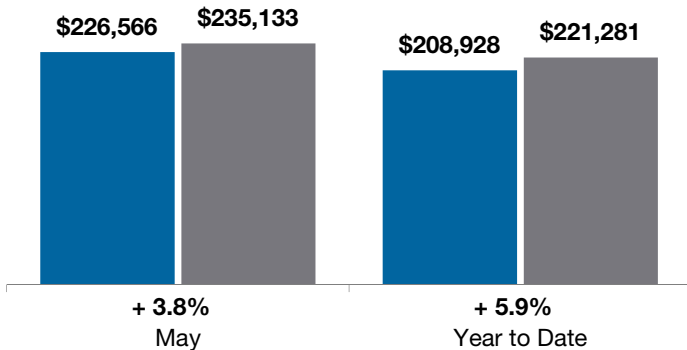
Pct of Last List Price Received

■ 2017 ■ 2018



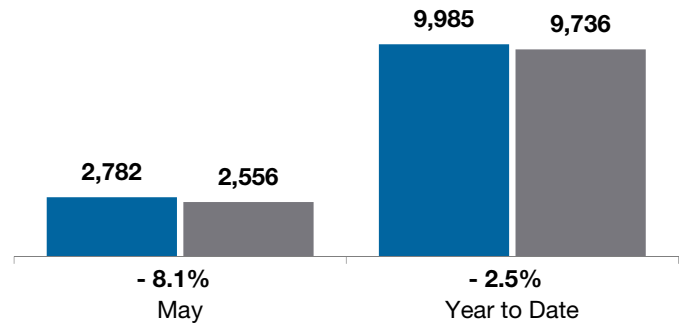
Average Sales Price

■ 2017 ■ 2018



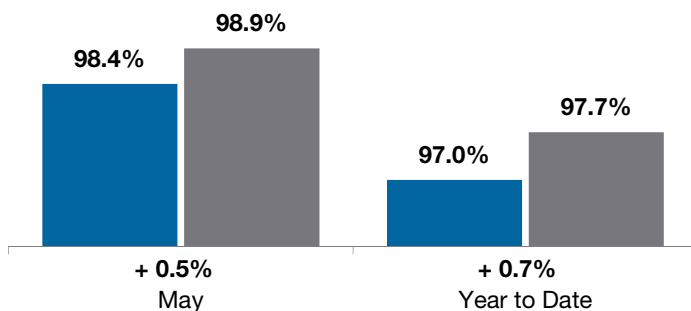
Single Family Sales

■ 2017 ■ 2018



Pct. of Orig. List Price Received

■ 2017 ■ 2018



Condo Sales

■ 2017 ■ 2018

