

Local Market Update – November 2018

A RESEARCH TOOL PROVIDED BY THE COLUMBUS REALTORS®
BASED ON RESIDENTIAL LISTING DATA ONLY



Entire MLS

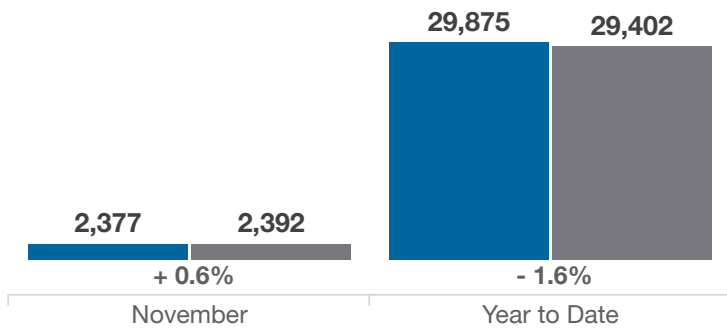
Includes all of Franklin, Delaware, Fayette, Licking, Madison, Morrow, Pickaway and Union Counties, and parts of Athens, Champaign, Clark, Clinton, Fairfield, Hocking, Knox, Logan, Marion, Muskingum, Perry and Ross Counties

Key Metrics	November			Year to Date		
	2017	2018	% Change	Thru 11-2017	Thru 11-2018	% Change
Closed Sales	2,377	2,392	+ 0.6%	29,875	29,402	- 1.6%
In Contracts	2,598	2,391	- 8.0%	31,252	30,206	- 3.3%
Average Sales Price*	\$213,962	\$219,986	+ 2.8%	\$214,908	\$228,062	+ 6.1%
Median Sales Price*	\$180,000	\$189,900	+ 5.5%	\$181,125	\$195,000	+ 7.7%
Average Price Per Square Foot*	\$115.58	\$123.33	+ 6.7%	\$116.24	\$124.29	+ 6.9%
Percent of Original List Price Received*	95.8%	95.5%	- 0.3%	97.2%	97.4%	+ 0.2%
Percent of Last List Price Received*	97.8%	97.8%	0.0%	98.5%	98.8%	+ 0.3%
Days on Market Until Sale	36	33	- 8.3%	35	31	- 11.4%
New Listings	2,101	2,207	+ 5.0%	35,638	35,947	+ 0.9%
Median List Price of New Listings	\$179,900	\$189,900	+ 5.6%	\$189,900	\$200,000	+ 5.3%
Median List Price at Time of Sale	\$185,000	\$194,900	+ 5.4%	\$183,388	\$195,000	+ 6.3%
Inventory of Homes for Sale	4,588	4,964	+ 8.2%	—	—	—
Months Supply of Inventory	1.7	1.9	+ 11.8%	—	—	—

* Does not account for sale concessions and/or downpayment assistance. | Percent changes are calculated using rounded figures and can sometimes look extreme due to small sample size.

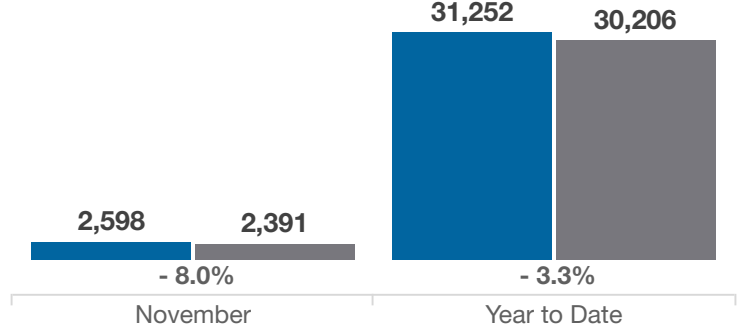
Closed Sales

■ 2017 ■ 2018



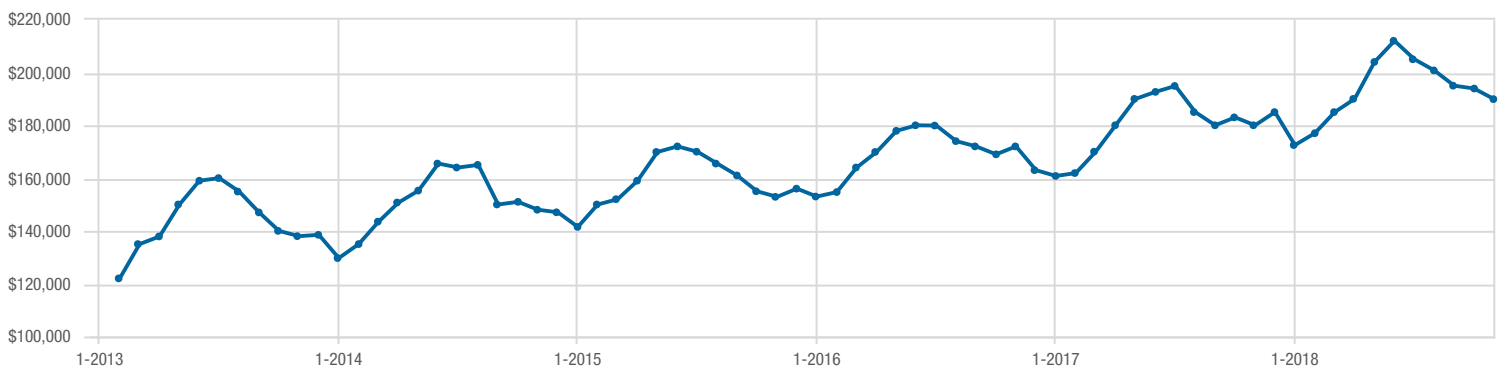
In Contracts

■ 2017 ■ 2018



Median Sales Price

Current Period



Each data point represents the median sales price in a given month.

Local Market Update – November 2018

A RESEARCH TOOL PROVIDED BY THE COLUMBUS REALTORS®
BASED ON RESIDENTIAL LISTING DATA ONLY

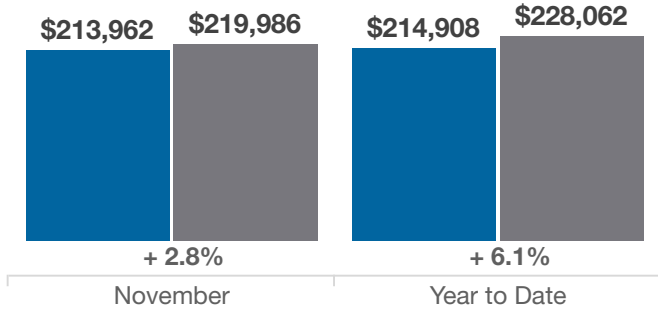


Entire MLS

Includes all of Franklin, Delaware, Fayette, Licking, Madison, Morrow, Pickaway and Union Counties, and parts of Athens, Champaign, Clark, Clinton, Fairfield, Hocking, Knox, Logan, Marion, Muskingum, Perry and Ross Counties

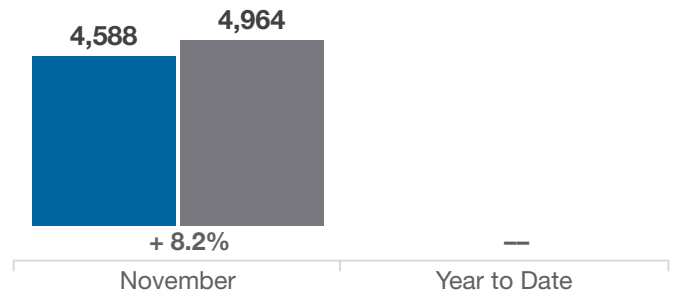
Average Sales Price

■ 2017 ■ 2018



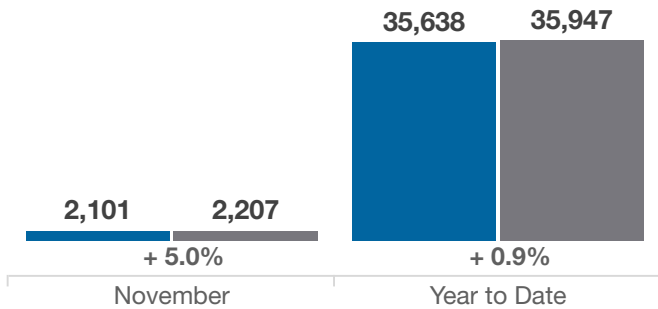
Inventory of Homes for Sale

■ 2017 ■ 2018



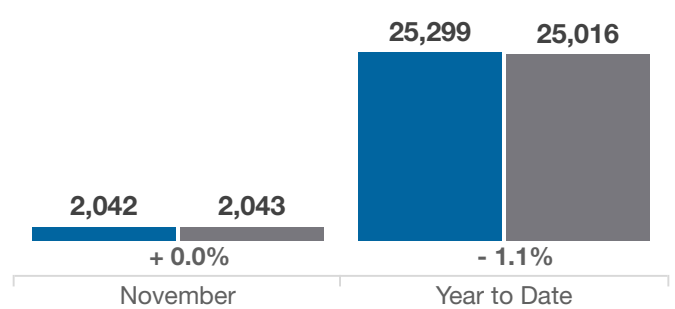
New Listings

■ 2017 ■ 2018



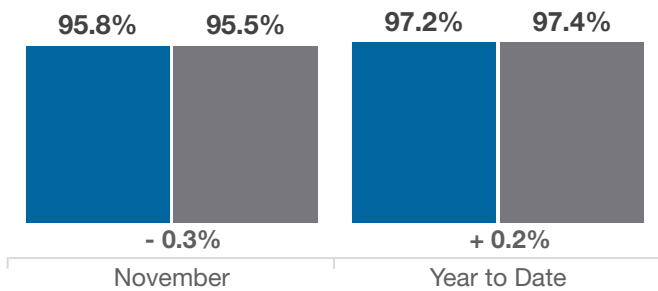
Single Family Sales

■ 2017 ■ 2018



Pct. Of Orig. List Price Received

■ 2017 ■ 2018



Condo Sales

■ 2017 ■ 2018

